

Disposable Grasping Forceps

Instruction for Use



机密 Confidential

Rx ONLY

2

STERILE E0

Please read all instructions before using this device.

EN

Disposable Grasping Forceps

【Device Name】 Disposable Grasping Forceps

【Indications for Use】

This device is used to enter the natural cavity of human body like respiratory tract, stomach or intestinal tract through flexible endoscopy channel to grasp tissue, stone, stents or foreign bodies.

【Key Components】

Stainless steel and ABS.

【Intended patient population】 Adult

【Diagram】



【Model and Dimension】

Type Model	Specification	Jaw Diameter (mm)	Working length (mm)	Working Channel (mm)
Alligator Jaw/ Alligator Rat Tooth/ Rat Tooth	5031-5036、5037、 5038、5039、50310	2.3/1.8 ±0.1	700/1200/1600/1800/ 2000/2300/2700±100	Φ 2.0/ Φ 2.8/ Φ 3.2

【Features】

1. A flexible tube with smooth appearance is used to avoid damage to the endoscope channel, and under the guidance of the endoscope, it is easy to enter the human gastrointestinal tract to obtain tissue samples.
2. The Forceps are assembled for more flexible open-close and a safe construction.
3. Arc design is adapted in each transition component of forceps. The damage to the endoscope channel and human body is small.
4. The product is sterile product and easy to use.

【Direction for Use】

1. Observe the target to be removed via endoscope and select suitable grasping forceps.
2. Ensure the grasping jaws are closed by pulling back the slider and insert the grasping forceps into the working channel of the endoscope.
3. Push slowly the grasping forceps until it is visualized through the endoscope.
4. Push the grasping forceps to the targeted object while maintaining visualization, pushing the slider to open forceps near the grasping target.
5. Tightly pull the handle to grasp the target, and withdraw the endoscope and grasping forceps together from the natural cavity of human body.

【Precaution】

1. Do not use if the package is damaged.
2. Expired products are prohibited.
3. Read the IFU carefully prior to use.
4. Prior to use, examine the device for any damage or malfunction such as drops, bent components or inability to open and close the jaws. If the problem exists, please do not use.
5. During use, gently push the forceps through the endoscope channel. If resistance is encountered during advancing, do not apply force to avoid damage to the endoscope.
6. This device is intended for single-use only. Do not re-use, reprocess, or re-sterilize single-use products. After use, dispose of it according to local and institutional guidelines.
7. This product must be used by a trained physician.

【Contraindication】

The contraindication related to the operation of endoscopy with grasping forceps includes (but not limited to) disorder of blood coagulation.

【Potential Complication】















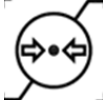



The potential complications associated with use of endoscopy include (but not limited to) swelling, bleeding and infection.

【Operating environment】 Ambient temperature:10—40°C, Relative humidity:30—85%.

【Packaging】 One device per pouch, outside with carton and box.

【Manufacturing Date】 It can be found on the package labels.

【Labeling Instructions】

	Do not reuse		Consult instruction for use
	Sterilized using Ethylene Oxide		Keep away from sunlight
	Do not use if package is damaged and consult instructions for use		Keep dry
	Use by date		Batch code
	Date of manufacture		Catalogue number
	Fragile handle with care		Stacking no more than 6 layers
	Up		Manufacturer
	Atmospheric pressure limitation		Humidity limitation
	Temperature limit		Do not re-sterilize

Rx ONLY	To sale by or on the order of a physician.	MD	Medical Device
----------------	--	-----------	----------------

【Sterilization Method】 EO sterilization.

【Expiration for Sterilization】 Three years after sterilization.

【Storage】

After packaging, the device shall be stored in an environment of relative humidity below 80%, temperature of -10°C - 40°C, and noncorrosive gases and well-ventilated room.



Hangzhou AGS MedTech Co., Ltd.

Address: Building 5, Building 6, No.597. Kangxin Road,
Yuhang District, 311106 Hangzhou, Zhejiang, China

Phone: +86-571-87671223 **Fax:** +86-571-87671230

Web: [Http://www.bioags.com](http://www.bioags.com)

File No.: 60.503.CA.CA.064

Version: V001

Issued date: 2023.6.15



机密 Confidential